




## Accessing Springer e-resources including the BDJ


From the ADANSW Knowledge Centre there are two main ways to gain access to Springer e-resources.

- through the Springer icon on the home page or
- directly from a catalogue record for a specific e-book or e-journal title.



**Access to subscribed E-resources (journal and book) requires authentication using your ADA Federal membership number and password**

This is the most common login screen that you will be presented with.



Sign in to continue to:

### ADA National Library

Username:

Password:

[Sign In](#)

**Login**

Username = your ADA Federal membership number

Password = your private password.

This is the same login you use to access the **ADA Federal** website. ([www.ada.org.au](http://www.ada.org.au))

You will now have access to all ADA subscribed Springer e-content for this current online session.

**Alternative** login methods may be presented to you depending on how you arrived at the resources you wish to access, such as through the results of a Pubmed search or by a direct link provided to you by the Knowledge Centre

1. **log in separately, (which you will notice if you are unable to download the pdf of the item you are viewing)**

Click on the *Log in* link



2. **OR you may be presented directly with the following screen.**

The image shows a login form with two input fields for "Email" and "Password". Below the fields is a blue "Log in" button and a link for "Forgotten password?". Below the form are three links: "» Log in using a corporate account", "» Access via your institution", and "» Problems logging in?". An arrow from the text above points to the "Access via your institution" link.

Click on the *Access via your institution* link

**SPRINGER NATURE**

[Return to SpringerLink](#)

The image shows a search page titled "Access through your institution". It instructs users to "Access subscription content by using your institution's login system". There is a search box with the text "Find your institution: (e.g. University College London)" and the input "Australian Denta". Below the search box is a "Find" button. Below the button is a link: "Alternatively, log in with your Springer account". At the bottom, under "Results:", there is a link: "Australian Dental Association Inc.". Arrows from the text to the right point to the search box and the search results.

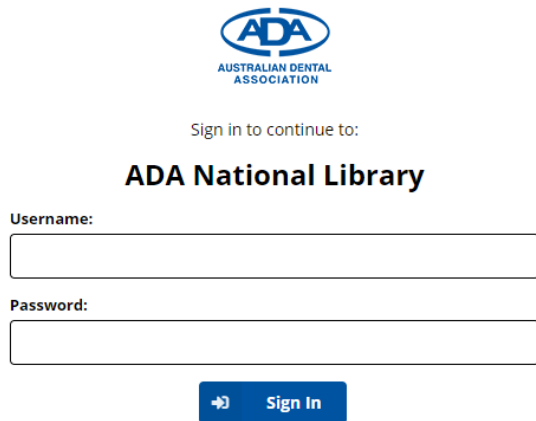
Start typing **Australian Dental Association** in the search box

Click on the Australian Dental Association when it appears.

You may be passed straight through to the content

OR

you may be presented with the following login screen



The login screen features the ADA logo at the top, which consists of the letters 'ADA' in a blue oval with 'AUSTRALIAN DENTAL ASSOCIATION' written below it. Below the logo, the text 'Sign in to continue to:' is centered. Underneath, the title 'ADA National Library' is displayed in a bold, black font. The login form includes two input fields: the first is labeled 'Username:' and the second is labeled 'Password:'. At the bottom of the form is a blue button with a white right-pointing arrow and the text 'Sign In'.

Username = your ADA Federal membership number

Password = your private password.

This is the same login you use to access the ADA Federal website. ([www.ada.org.au](http://www.ada.org.au))

You should now have access to all Springer e-content for your current online session.

Email [knowledgecentre@adansw.com.au](mailto:knowledgecentre@adansw.com.au)

OR

Call 8436 9960

if you experience any difficulty access any e-resources.

## Springer e-journals – Full text access provided by ADA Library

British Dental Journal

BDJ Open

BDJ Practice

BDJ Team

Evidence-Based Dentistry

Head and Face Medicine

International Journal of Implant Dentistry

Maxillofacial Plastic and Reconstructive Surgery

Progress in Orthodontics

**There are also over 275 Springer e-books available to members.**



Click on the icon and browse a list of all e-books, including Springer titles. You can use the drop down **Sort by:** function to organise this list by title or year published.

**OR**

Search for them individually by title in the catalogue