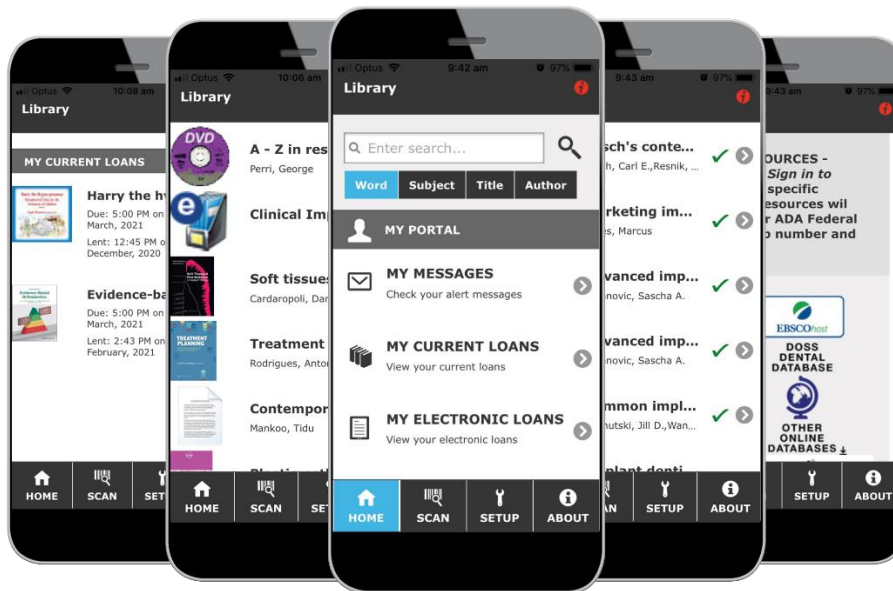




Connect with the ADA NSW Library from your Mobile



via the Liberty Link App




Functionality at your fingertips

- Search the ADA NSW Library catalogue
- Request items from the library
- See what you have on loan and their due dates
- Renew items you have on loan
- Access Other Resource icons to go to the
 - DOSS database
 - Elsevier, Wiley and Springer e-journals
 - Stat!Ref and Springer e-books and more

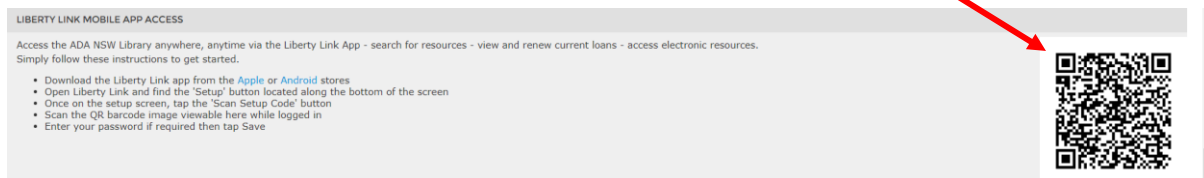
ADA NSW Library can be contacted on
Phone: 02 84369960 Email: library@adansw.com.au
or go to the online library website at www.adansw.com.au/Library

4 Steps to download the ADA NSW Library App – Liberty Link

1. Download the Liberty Link app  from the [Apple](#) or [Android](#) stores onto your phone. Find the 'Setup' button located on the bottom of the screen and tap the 'Scan Setup Code' button.
2. On another device login to the ADANSW Website using the email address you have registered with ADA NSW and your password www.adansw.com.au/Library and proceed to the Library



3. Scroll down and use your phone to scan the QR Code that is specific to you. It will automatically add your details to the App



4. Enter your password (Surname - First letter capitalised) then tap Save.



Email library@adansw.com.au you require assistance